



PURPLE
CHAKRA

Sapphire

A NEW GEM IN TOWN



OMR, Kalavakkam

Own Your Space in a Prime Location



Sapphire



A NEW GEM IN TOWN

Staar Homes presents **SAPPHIRE** - a DTCP and RERA-approved plotted development that brings together smart planning, strategic location, and future-ready infrastructure. Spread across 3.8 acres and thoughtfully divided into two phases, Phase I offers spacious plot sizes ranging from 889 sq.ft to 1394 sq.ft, while Phase II features compact and efficient plots between 722 sq.ft and 1344 sq.ft, giving you the flexibility to choose what suits your lifestyle.











Located just off Old Mahabalipuram Road (OMR), **SAPPHIRE** offers exceptional connectivity to Chennai's IT and industrial hubs. With easy access via the Thiruporur-Kelambakkam Bypass and OMR, key locations like Siruseri SIPCOT IT Park, Kelambakkam Junction, and Sholinganallur 15 minutes are within reach, while Chennai International Airport is just 30 minutes away.

In addition to seamless road access, **SAPPHIRE** is within a convenient distance of prominent railway stations such as Potheri, Guduvancheri, Maraimalai Nagar, Kattankulathur, and Singaperumal Koil, each around 20-22 km away, connecting you to Chennai's wider suburban rail network.

PROJECT HIGHLIGHTS




DISTANCE FACTOR

 OMR Road - 100 mtrs	 Navalur Toll Plaza - 13 kms
 Thiruporur Murugan Temple - 2.6 kms	 Vandalur - 18 Kms
 SIPCOT IT Park - 8 km	 Shollinganallur - 21 Kms
 Kelambakkam Junction - 7 kms	 Tambaram - 33 Kms
 Marina Mall - 12 kms	 Airport- 39 Kms



PHASE - 1

PLOT	SQ.FT	PLOT	SQ.FT
1	1308	20	901
2	1057	21	901
3	1010	22	1394
4	1010	23	1721
5	997	24	1059
6	1087	25	1033
7	1099	26	1033
8	1099	27	1033
9	1099	28	1021
10	1278	29	1021
11	1116	30	1033
12	928	31	1033
13	901	32	1033
14	901	33	1033
15	901	34	971
16	889	35	1019
17	889	36	1159
18	901	37	922
19	901		



EB	PP	9'-9"	24'-5"	24'-2"	23'-9"	23'-9"	23'-9"	23'-9"	23'-9"	23'-9"	23'-9"	21'-9"	54'-9"	28'-9"
		34'	61	62	63	64	65	66	67	68	69	70	71	
		9'-9"	24'	24'	23'-6"	23'-6"	23'-6"	23'-6"	23'-6"	23'-6"	23'-6"	27'	54'-3"	27'-3"

23 FEET ROAD

45'-3"	28'-7"	23'	23'	24'	24'	24'	24'	24'	24'	24'	24'	24'	30'	35'	6'-7"
59	58	57	56	55	54	53	52	51	50	49	48	47	40'	25'	
	21'-7"	23'	23'	24'	24'	24'	24'	24'	24'	24'	24'	24'	30'	25'	
45'-5"	27'-2"											24'	30'	40'	
35	36	37	38	39	40	41	42	43	44	45	46	45	30'	25'	
	20'-8"	20'-4"	22'	22'	24'	24'	24'	24'	24'	24'	24'	24'	30'	35'	25'

23 FEET ROAD

45'-4"	31'-6"	25'	25'	24'	24'	24'	24'	24'	24'	24'	24'	30'	35'	6'-7"
34	33	32	31	30	29	28	27	26	25	24	23	30'	40'	25'
	25'	25'	25'									30'	30'	
45'-3"	26'-9"	24'	24'	24'	24'	24'	24'	24'	24'	24'	24'	30'	40'	
12	13	14	15	16	17	18	19	20	21	22	21	30'	25'	
	21'	24'	24'	24'	24'	24'	24'	24'	24'	24'	24'	30'	35'	25'

23 FEET ROAD

46'-7"	27'	24'	24'	24'	24'	24'	24'	24'	24'	27'	22'	6'-7"
11	10	9	8	7	6	5	4	3	2	1	41'	
	46'-2"	46'-2"	46'-1"	46'-1"	46'	45'-11"	45'-11"	45'-9"	45'-10"	45'-9"	41'	
	21'	24'	24'	24'	24'	24'	24'	24'	24'	27'	27'	

PHASE - 2

PP	28'-5"	29'-9"
EB	37	36
	30'-2"	36'-9"
	27'-6"	29'

23 FEET ROAD

18'	23'	23'	23'	23'	21'-6"	25'-3"
29	30	31	32	33	34	35
23'	23'	23'	23'	23'	21'-6"	20'
40'	45'	45'	45'	45'	45'	45'
28	27	26	25	24	23	
18'	23'	23'	23'	24'	35'	45'-3"

23 FEET ROAD

17'	22'	22'	22'	22'	37'-9"
17	18	19	20	21	22
22'	22'	22'	22'	22'	30'-3"
35'	41'	41'	41'	41'	41'
16	15	14	13	12	11
17'	22'	22'	22'	23'-3"	24'-3"

23 FEET ROAD

20'	25'	25'	25'	32'-6"
6	7	8	9	10
25'	25'	25'	25'	25'-9"
39'	44'	44'	44'	44'
5	4	3	2	1
18'	25'	25'	25'	25'-9"

23 FEET ROAD

29 FEET ROAD

PHASE - 2

PLOT	SQ.FT	PLOT	SQ.FT	PLOT	SQ.FT	PLOT	SQ.FT
1	1226	20	1079	39	1079	57	1033
2	1236	21	1079	40	1079	58	1033
3	1099	22	1188	41	1079	59	1119
4	1100	23	1198	42	1079	60	722
5	1101	24	1188	43	1079	61	856
6	1103	25	1078	44	1079	62	928
7	1104	26	1079	45	1079	63	983
8	1105	27	1079	46	1188	64	1055
9	1106	28	1079	47	1198	65	1127
10	1108	29	1079	48	1188	66	1199
11	1107	30	1079	49	1078	67	1271
12	1077	31	1079	50	1079	68	1344
13	1079	32	1121	51	1079	69	999
14	1079	33	1121	52	1079	70	994
15	1079	34	1271	53	1079	71	1370
16	1079	35	1077	54	1079		
17	1079	36	915	55	1079		
18	1079	37	989	56	1079		
19	1079	38	989				



Sapphire

A NEW GEM IN TOWN

CONNECTIVITY

Kalavakkam is well-connected via the OMR Expressway, linking directly to Chennai city center, GST Road, and East Coast Road (ECR).



Public transport options, including buses and shared autos, provide easy access to neighboring areas and central Chennai.



The proposed metro extension will further improve connectivity.



Just 2 minutes from Thiruporur Murugan Temple,



Close to SSN College of Engineering, Thiruporur is becoming a popular residential choice, making it ideal for students, professionals, and families.



NEARBY SCHOOLS



Amrita Vidyalayam CBSE



VIS School



Sushil Hari International Residential School



Velammal Vidhyashram



Mambakkam Hindustan International School



PSBB School, Polacherry



BVM Global CBSE School

NEARBY COLLEGES



SSN College



Chettinad Hospital & Research Institute



Hindustan University



VIT Chennai & IIIDTM



Dr.Ambedkar Government Law College



Tagore Medical College



Sathyabama University



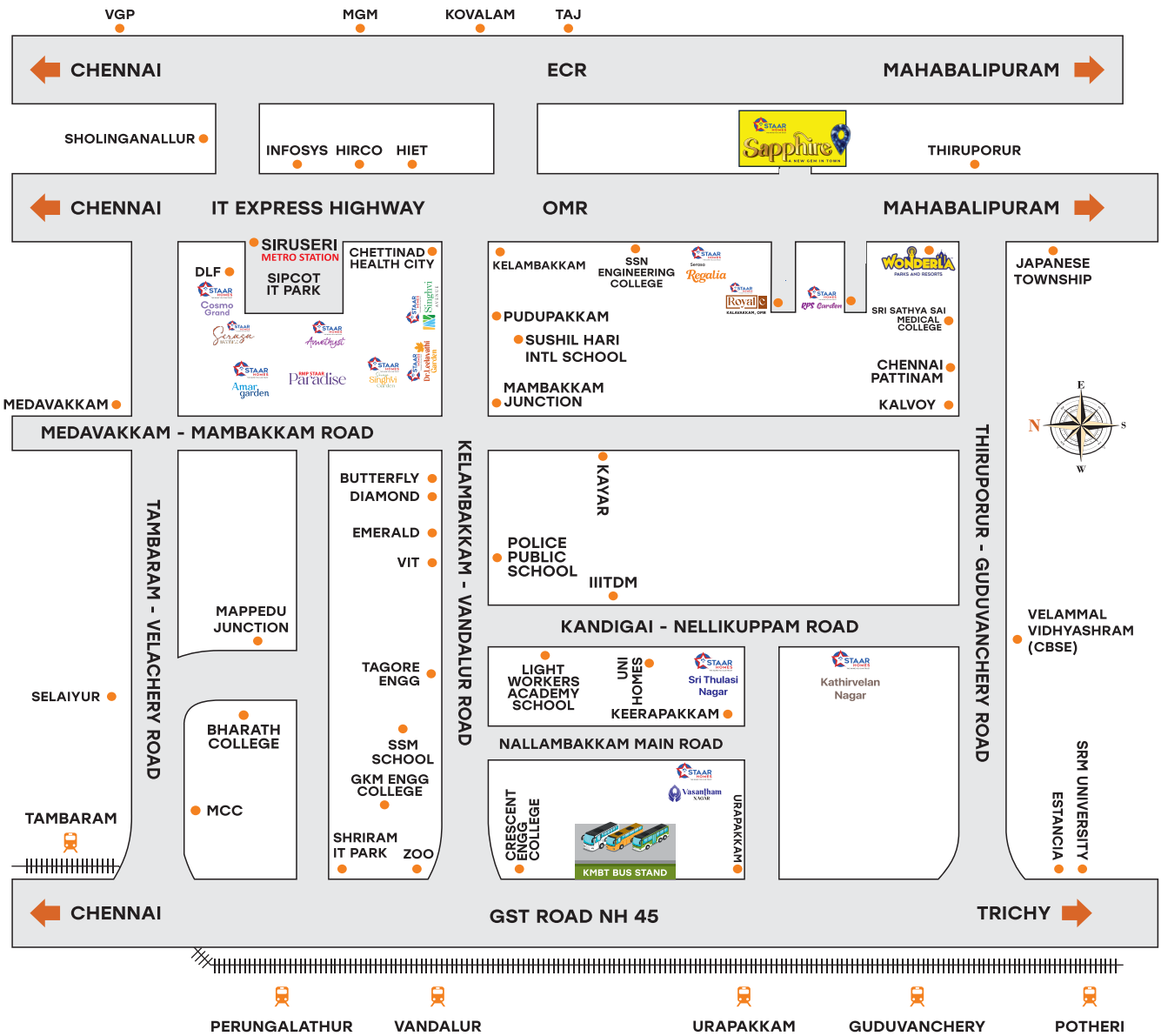
EXCELLENT LOCATION



GROWING COMMUNITY



SMART INVESTMENT



Payment Schedule

Booking Amount
₹50,000

10 Days

Initial Payment
10%
Based on Loan Eligibility

30 Days

Final Settlement



Site Location

Bookings & Enquiries

www.staarhomes.com

Corporate Office: 36/13A, Chitlapakkam, 2nd Main Road, Tambaram Sanatorium, Chennai - 600 047.